

AFRICAN AVIATION POOL

**REPORT AND FINANCIAL
STATEMENTS**

31 DECEMBER 2013

AFRICAN AVIATION POOL

FINANCIAL STATEMENTS FOR THE YEAR ENDED 31 DECEMBER 2013

CONTENTS	PAGES
Institutional information	2
Report of the management board	3
Statement of the management board responsibilities	4
Independent auditors' report	5
Financial statements:	
Statement of profit or loss and other comprehensive income	6
Statement of underwriting income	7
Statement of financial position	8
Statement of changes in members' funds	9
Statement of cash flows	10
Notes to the financial statements	11 - 24

AFRICAN AVIATION POOL

INSTITUTIONAL INFORMATION

MANAGEMENT BOARD Sen-Re (Chairman)
Misr Insurance Company, Egypt
Tunis Re
SCR Morocco
Ethiopian Insurance Company, Ethiopia
Consolidated Hallmark Insurance Plc, Nigeria

MANAGERS African Reinsurance Corporation
Africa Re
Plot 1679 Karimu Kotun Street
Victoria Island
P.M.B 12765

REGISTERED OFFICE Africa Re
Lagos, Nigeria
Plot 1679 Karimu Kotun Street
Victoria Island
P.M.B 12765

AUDITORS Deloitte & Touché
Certified Public Accountants (Kenya)
Deloitte Place, Waiyaki Way, Muthangari
P O Box 40092 - 00100
Nairobi

BANKERS Barclays Bank Plc
1, Churchill Place
London E14 5HP

Ecobank
2 Ajoye Adeogun Street
Victoria Island, Lagos
Nigeria

AFRICAN AVIATION POOL

REPORT OF THE MANAGEMENT BOARD

The Management Board present their report together with the audited financial statements of the Pool for the year ended 31 December 2013 which disclose the state of affairs of the Pool.

PRINCIPAL ACTIVITIES

The African Aviation Pool was incorporated on 20 June 1986 during the 13th General Assembly of the African Insurance Organization held in Bujumbura, Burundi, for the purpose of sharing Pool business and risks. It was an amorphous organization created to render the following specialized services to the members:

- i. Create capacity within Africa for Aviation insurance risks emanating from Africa, thus minimizing the foreign exchange outgo on aviation reinsurance of African airlines.
- ii. Provide the African Aviation Insurance/ reinsurance marketer with underwriting, training and manpower development facilities to enable them have technically competent underwriters.
- iii. Provide technical/professional services to the members of the pool on matters relating to aviation insurance/ reinsurance.

African Reinsurance Corporation manages the pool and is remunerated by a way of commission based on the gross premiums written.

FINANCIAL RESULTS

The Profit for the year of USD 487,916 (2012 – loss of USD 9,759) has been transferred to the members account. The members balances as at 31 December 2013 amounted to USD 5,650,425 (2012 – USD 5,162,509).


MANAGEMENT BOARD

The current members of the management board are shown on page 2.

AUDITORS

The current auditors, Deloitte & Touche Kenya have expressed their willingness to continue in office. The management board shall propose appointment of auditors at the next Annual General Meeting.

BY ORDER OF THE MANAGEMENT BOARD


Chairman, Management Board

30 May 2014

AFRICAN AVIATION POOL


STATEMENT OF THE MANAGEMENT BOARD RESPONSIBILITIES

The African Aviation Pool Agreement requires the Management Board to prepare financial statements for each financial year which give a true and fair view of the state of affairs of the Pool as at the end of the financial year and of the operating results of the Pool for that year. The Pool's Management Board is also required to ensure that the Pool keeps proper accounting records which disclose with reasonable accuracy at any time the financial position of the Pool. It is also responsible for safeguarding the Pool's assets.

The Pool's Management Board is responsible for the preparation of financial statements that give a true and fair view in accordance with International Financial Reporting Standards and the requirements of the African Aviation Pool Agreement and for such internal controls as the management board determine are necessary to enable the preparation of financial statements that are free from material misstatement, whether due to fraud or error.

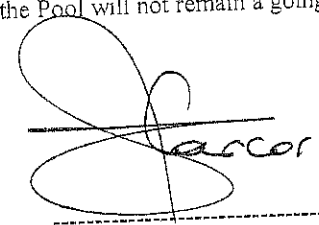
The Pool's Management Board accept responsibility for the annual financial statements, which have been prepared using appropriate accounting policies supported by reasonable and prudent judgments and estimates, in conformity with International Financial Reporting Standards. The Pool's Management Board is of the opinion that the financial statements give a true and fair view of the state of the financial affairs of the Pool. The Pool's Management Board further accepts responsibility for the maintenance of accounting records which may be relied upon in the preparation of financial statements, as well as adequate systems of internal financial control.

Nothing has come to the attention of the Management Board to indicate that the Pool will not remain a going concern for at least the next twelve months from the date of this statement.


Chairman, Management Board

30 MAY

2014


Pool Manager

INDEPENDENT AUDITORS' REPORT TO THE MEMBERS OF AFRICAN AVIATION POOL

We have audited the accompanying financial statements of African Aviation Pool set out on pages 6 to 24 which comprise the statement of financial position as at 31 December 2013, statement of profit or loss and other comprehensive income, statement of underwriting income, statement of changes in members' funds and statement of cash flows for the year then ended, and a summary of significant accounting policies and other explanatory notes.

Management Board's Responsibility for the Financial Statements

The Management Board is responsible for the preparation of financial statements that give a true and fair view in accordance with International Financial Reporting Standards and the requirements of the African Aviation Pool agreement and for such internal controls as the Management Board determine are necessary to enable the preparation of financial statements that are free from material misstatement, whether due to fraud or error.

Auditors' Responsibility

Our responsibility is to express an opinion on these financial statements based on our audit. We conducted our audit in accordance with International Standards on Auditing. Those standards require that we comply with ethical requirements and plan and perform the audit to obtain reasonable assurance about whether the financial statements are free from material misstatement.


An audit involves performing procedures to obtain audit evidence about the amounts and disclosures in the financial statements. The procedures selected depend on the auditor's judgment, including the assessment of the risks of material misstatement of the financial statements, whether due to fraud or error. In making those risk assessments, we considered the internal controls relevant to the pool's preparation of financial statements that give a true and fair view in order to design audit procedures that were appropriate in the circumstances, but not for the purpose of expressing an opinion on the effectiveness of the pool's internal controls. An audit also includes evaluating the appropriateness of accounting policies used and the reasonableness of accounting estimates made by the Management Board, as well as evaluating the overall presentation of the financial statements.

We believe that the audit evidence we have obtained is sufficient and appropriate to provide a basis for our audit opinion.

Opinion

In our opinion, the accompanying financial statements give a true and fair view of the state of financial affairs of the African Aviation Pool as at 31 December 2013 and of its profit and cash flows for the year then ended in accordance with International Financial Reporting Standards and the requirements of the African Aviation Pool agreement.

The engagement partner responsible for the audit resulting in this independent auditors' report is J W Wangai – P/No 1118.



Certified Public Accountants (Kenya)

Nairobi, Kenya

30 May

2014

AFRICAN AVIATION POOL

STATEMENT OF PROFIT OR LOSS AND OTHER COMPREHENSIVE INCOME FOR THE YEAR ENDED 31 DECEMBER 2013

		2013 USD	2012 USD
	Notes		
UNDERWRITING SURPLUS (Page 7)		481,363	50,817
INTEREST INCOME		56,377	26,680
		<u>537,740</u>	<u>77,497</u>
MANAGEMENT EXPENSES	3	(165,836)	(195,123)
NET FOREIGN EXCHANGE GAIN		116,012	107,867
		<u>487,916</u>	<u>(9,759)</u>
PROFIT/(LOSS) FOR THE YEAR		-	-
OTHER COMPREHENSIVE INCOME		-	-
TOTAL COMPREHENSIVE INCOME/(LOSS) FOR THE YEAR		<u><u>487,916</u></u>	<u><u>(9,759)</u></u>

AFRICAN AVIATION POOL

STATEMENT OF UNDERWRITING INCOME FOR THE YEAR ENDED 31 DECEMBER 2013


	2013 USD	2012 USD
Underwriting income		
Gross written premiums	2,670,621	3,249,244
Premium Reserve brought forward	974,773	1,175,024
Premium Reserve carried forward	(801,186)	(974,773)
	<hr/>	<hr/>
Gross premiums earned	2,844,208	3,449,495
Re-insurance premiums	(640,000)	(645,896)
	<hr/>	<hr/>
Net earned premiums	2,204,208	2,803,599
	<hr/>	<hr/>
Underwriting Outgo		
Losses paid	(2,085,674)	(4,033,958)
Claim Reserve brought forward	1,023,556	2,752,923
Claim Reserve carried forward	(803,364)	(1,023,556)
	<hr/>	<hr/>
Net losses incurred	(1,865,482)	(2,304,591)
	<hr/>	<hr/>
Commission	45,326	(346,901)
Charges	97,311	(101,290)
	<hr/>	<hr/>
Net underwriting outgo	(1,722,845)	(2,752,782)
	<hr/>	<hr/>
Underwriting surplus transferred to statement of profit or loss and other comprehensive income (Page 6)	481,363	50,817
	<hr/>	<hr/>


AFRICAN AVIATION POOL

STATEMENT OF FINANCIAL POSITION AS AT 31 DECEMBER 2013

	Note	2013 USD	2012 USD
ASSETS			
Amount due from Ceding Companies	4	11,975,678	11,173,950
Sundry receivables	5	224,516	2,220,848
Short term deposits	9	226,413	411,808
Bank balance	9	949,255	675,977
		<u>13,375,862</u>	<u>14,482,583</u>
MEMBERS' FUNDS AND LIABILITIES			
Participating members' account	6	<u>5,650,426</u>	<u>5,162,509</u>
LIABILITIES			
Premium reserve and claim Reserve	7	1,604,550	1,998,329
Amount due to ceding companies		3,170,680	4,400,884
Sundry Creditors	8	2,950,206	2,920,861
		<u>7,725,436</u>	<u>9,320,074</u>
		<u>13,375,862</u>	<u>14,482,583</u>

The financial statements on pages 6 to 24 were approved and authorized for issue by the Management Board on 30 May 2014 and were signed on its behalf by:


Chairman, Management Board


Pool Manager

AFRICAN AVIATION POOL

STATEMENT OF CHANGES IN MEMBERS' FUNDS

	Participating members account USD
As at 1 January 2012	5,172,268
Total comprehensive loss for the year (Page 6)	(9,759)
	<hr/>
At 31 December 2012	<u>5,162,509</u>
As at 1 January 2013	5,162,509
Total comprehensive income for the year (Page 6)	487,917
	<hr/>
At 31 December 2013	<u>5,650,426</u>

The participating members account represents cumulative profits not distributed over years. The surplus is to be shared out to participating members in proportion to their respective shares.

AFRICAN AVIATION POOL

STATEMENT OF CASH FLOWS FOR THE YEAR ENDED 31 DECEMBER 2013

	2013 USD	2012 USD
Cash flows generated from / (used in) operating activities		
Reconciliation of the profit/(loss) for the year to cash generated from/(used in) operations		
Profit/ (loss) for the year	487,917	(9,759)
Movement in premium reserve and claim reserve	(393,779)	(1,929,618)
Working capital changes;		
Increase in amount due from ceding companies	(801,728)	(436,842)
Decrease /(increase) in sundry receivables	1,996,332	(214,820)
(Decrease) /increase in amount due to ceding companies	(1,230,204)	517,746
Increase in sundry creditors	29,345	129,557
Cash generated from / (used in) operating activities	87,883	(1,943,736)
Cash and cash equivalents at the beginning of the year	1,087,785	3,031,521
Cash and cash equivalents at the end of the year	1,175,668	1,087,785

AFRICAN AVIATION POOL

NOTES TO THE FINANCIAL STATEMENTS FOR THE YEAR ENDED 31 DECEMBER 2013

1 ACCOUNTING POLICIES

a) Statement of compliance

These financial statements are prepared in accordance with International Financial Reporting Standards (IFRS).

b) Adoption of new and revised International Financial Reporting Standards (IFRSs)

(i) Relevant new standards and amendments to published standards effective for the year ended 31 December 2013

The following new and revised IFRSs were effective in the current year and had no material impact on the amounts reported in these financial statements.

Amendments to IFRS 7
Disclosures - Offsetting
Financial Assets and Financial
Liabilities

The amendments to IFRS 7 require entities to disclose information about rights of offset and related arrangements (such as collateral posting requirements) for financial instruments under an enforceable master netting agreement or similar arrangement.

The application of the amendment had no effect on the Pool's financial statements as the Pool did not have any offsetting arrangements in place.

New and revised standards on
consolidation, joint arrangements,
associates and disclosures

In May 2011, a package of five standards on consolidation, joint arrangements, associates and disclosures was issued comprising IFRS 10 Consolidated Financial Statements, IFRS 11 Joint Arrangements, IFRS 12 Disclosure of Interests in Other Entities, IAS 27 (as revised in 2011) Separate Financial Statements and IAS 28 (as revised in 2011) Investments in Associates and Joint Ventures. Subsequent to the issue of these standards amendment to IFRS 10, IFRS 11 and IFRS 12 were issued to clarify certain guidance on first application of the standards.

Impact of the application of
IFRS 10

IFRS 10 replaces the parts of IAS 27 Consolidated and Separate Financial Statements that deal with consolidated financial statements and SIC 12 Consolidation – Special Purpose Entities. IFRS 10 changes the definition of control such that an investor has control over an investee when a) it has power over the investee, b) it is exposed, or has rights, to variable returns from its involvement with the investee and c) has the ability to use its power to affect its returns. All three of these criteria must be met for an investor to have control over an investee.

Previously, control was defined as the power to govern the financial and operating policies of an entity so as to obtain benefits from its activities. Additional guidance has been included in IFRS 10 to explain when an investor has control over an investee.

The application of the amendment had no effect on the Pool's financial statements as the Pool did not have any controlling interests over an investee.

AFRICAN AVIATION POOL
NOTES TO THE FINANCIAL STATEMENTS
FOR THE YEAR ENDED 31 DECEMBER 2013

1 ACCOUNTING POLICIES

(ii) *New and amended standards and interpretations in issue but not yet effective in the year ended 31 December 2013*

IFRS 13 Fair
Value
Measurement

IFRS 13 establishes a single source of guidance for fair value measurements and disclosures about fair value measurements. IFRS 13 does not change the requirements regarding which items should be measured or disclosed at fair value.

The scope of IFRS 13 is broad; the fair value measurement requirements of IFRS 13 apply to both financial instrument items and non-financial instrument items for which other IFRSs require or permit fair value measurements and disclosures about fair value measurements, except for share-based payment transactions that are within the scope of IFRS 2 Share-based Payment, leasing transactions that are within the scope of IAS 17 Leases, and measurements that have some similarities to fair value but are not fair value (e.g. net realisable value for the purposes of measuring inventories or value in use for impairment assessment purposes).

IFRS 13 defines fair value as the price that would be received to sell an asset or paid to transfer a liability in an orderly transaction in the principal (or most advantageous) market at the measurement date under current market conditions. Fair value under IFRS 13 is an exit price regardless of whether that price is directly observable or estimated using another valuation technique. Also, IFRS 13 includes extensive disclosure requirements.

IFRS 13 requires prospective application from 1 January 2013. In addition, specific transitional provisions were given to entities such that they need not apply the disclosure requirements set out in the Standard in comparative information provided for periods before the initial application of the Standard. In accordance with these transitional provisions, the Pool has not made any new disclosures required by IFRS 13 for the 2012 comparative period.

The application of IFRS 13 has not had any impact on the amounts recognised in the financial statements as the pool does not have any financial and non financial instruments carried at fair value.

Amendments to
IAS 1
Presentation of
Items of Other
Comprehensive
Income

The pool has applied the amendments to IAS 1, Presentation of Items of Other Comprehensive Income, for the first time in the current year. The amendments introduce new terminology, whose use is not mandatory, for the statement of comprehensive income and income statement. Under the amendments to IAS 1, the 'statement of comprehensive income' is renamed the 'statement of profit or loss and other comprehensive income' (and the 'income statement' is renamed as the 'statement of profit or loss'). The amendments to IAS 1 retain the option to present profit or loss and other comprehensive income in either a single statement or in two separate but consecutive statements.

However, the amendments to IAS 1 require items of other comprehensive income to be grouped into two categories in the other comprehensive income section: (a) items that will not be reclassified subsequently to profit or loss and (b) items that may be reclassified subsequently to profit or loss when specific conditions are met. Income tax on items of other comprehensive income is required to be allocated on the same basis - the amendments do not change the option to present items of other comprehensive income either before tax or net of tax. The new terminology have been adopted in these financial statements. In other respects the application of the amendments to IAS 1 does not result in any impact on profit or loss, other comprehensive income and total comprehensive income.

AFRICAN AVIATION POOL
NOTES TO THE FINANCIAL STATEMENTS
FOR THE YEAR ENDED 31 DECEMBER 2013

1 ACCOUNTING POLICIES (Continued)

(ii) *New and amended standards and interpretations in issue but not yet effective in the year ended 31 December 2013*

Amendments to IAS 1
Presentation of Financial
Statements (as part of the
Annual Improvements to IFRSs
2009 - 2011 Cycle issued in
May 2012)

The Annual Improvements to IFRSs 2009 - 2011 have made a number of amendments to IFRSs. The amendments that are relevant to the Pool are the amendments to IAS 1 regarding when a statement of financial position as at the beginning of the preceding period (third statement of financial position) and the related notes are required to be presented. The amendments specify that a third statement of financial position is required when a) an entity applies an accounting policy retrospectively, or makes a retrospective restatement or reclassification of items in its financial statements, and b) the retrospective application, restatement or reclassification has a material effect on the information in the third statement of financial position. The amendments specify that related notes are not required to accompany the third statement of financial position.

IAS 19 Employee Benefits (as revised in 2011)

This amendment does not have any impact on the Pool's financial statements as the Pool did not restate its prior period financial statements.
IAS 19 (as revised in 2011) changes the accounting for defined benefit plans and termination benefits. The most significant change relates to the accounting for changes in defined benefit obligations and plan assets. The amendments require the recognition of changes in defined benefit obligations and in the fair value of plan assets when they occur, and hence eliminate the 'corridor approach' permitted under the previous version of IAS 19 and accelerate the recognition of past service costs. All actuarial gains and losses are recognised immediately through other comprehensive income in order for the net pension asset or liability recognised in the consolidated statement of financial position to reflect the full value of the plan deficit or surplus. Furthermore, the interest cost and expected return on plan assets used in the previous version of IAS 19 are replaced with a 'net interest' amount under IAS 19 (as revised in 2011), which is calculated by applying the discount rate to the net defined benefit liability or asset.

The application of the amendment had no effect on the Pool's financial statements as the Pool does not operate a defined benefit plan.

New and Amendments to standards

*Effective for annual periods
beginning on or after*

IFRS 9
Amendments to IFRS 9 and IFRS 7
Amendments to IFRS 10, IFRS 12 and IAS 27
Amendments to IAS 32

1 January 2018
1 January 2018
1 January 2014
1 January 2014

AFRICAN AVIATION POOL

NOTES TO THE FINANCIAL STATEMENTS FOR THE YEAR ENDED 31 DECEMBER 2013

1 ACCOUNTING POLICIES (Continued)

a) Adoption of new and revised International Financial Reporting Standards (IFRSs) (Continued)

(iii) *Impact of new and relevant standards and interpretations on the financial statements for the year ended 31 December 2013 and future annual periods*

• IFRS 9, Financial Instruments

IFRS 9 *Financial Instruments* issued in November 2009 and amended in October 2010 introduces new requirements for the classification and measurement of financial assets and financial liabilities and for derecognition.

IFRS 9 requires all recognised financial assets that are within the scope of IAS 39 *Financial Instruments: Recognition and Measurement* to be subsequently measured at amortised cost or fair value. Specifically, debt investments that are held within a business model whose objective is to collect the contractual cash flows, and that have contractual cash flows that are solely payments of principal and interest on the principal outstanding are generally measured at amortised cost at the end of subsequent accounting periods. All other debt investments and equity investments are measured at their fair values at the end of subsequent accounting periods.

The most significant effect of IFRS 9 regarding the classification and measurement of financial liabilities relates to the accounting for changes in fair value of a financial liability (designated as at fair value through profit or loss) attributable to changes in the credit risk of that liability. Specifically, under IFRS 9, for financial liabilities that are designated as at fair value through profit or loss, the amount of change in the fair value of the financial liability that is attributable to changes in the credit risk of that liability is recognised in other comprehensive income, unless the recognition of the effects of changes in the liability's credit risk in other comprehensive income would create or enlarge an accounting mismatch in profit or loss. Changes in fair value attributable to a financial liability's credit risk are not subsequently reclassified to profit or loss. Previously, under IAS 39, the entire amount of the change in the fair value of the financial liability designated as at fair value through profit or loss was recognised in profit or loss.

IFRS 9 is effective for annual periods beginning on or after 1 January 2015, with earlier application permitted. The Management Board anticipates that IFRS 9 will be adopted in the pool's financial statements for the annual period beginning 1 January 2015, and that the application of IFRS 9 may have significant impact on amounts reported in respect of the pool's financial assets and liabilities. However, it is not practicable to provide a reasonable estimate of that effect until a detailed review has been carried out.

• Amendments to IAS 32 Offsetting Financial Assets and Financial Liabilities

The amendments to IAS 32 clarify the requirements relating to the offset of financial assets and financial liabilities. Specifically, the amendments clarify the meaning of 'currently has a legally enforceable right of set-off' and 'simultaneous realisation and settlement'.

Management does not anticipate that the application of these amendments to IAS 32 will have a significant impact on the Pool's financial statements as the Pool does not have any financial assets and financial liabilities that qualify for offset.

(iii) *Early adoption of standards*

The Pool did not early-adopt any new or amended standards in 2013.

AFRICAN AVIATION POOL

NOTES TO THE FINANCIAL STATEMENTS (Continued)

1 ACCOUNTING POLICIES (Continued)

Classification of insurance contracts

Contracts under which the pool accepts significant insurance risk from another party (the ceding company or cedant) by agreeing to compensate the cedant or other beneficiary if a specified uncertain future event (the insured event) adversely affects the policyholder or other beneficiary are classified as insurance contracts.

Recognition and measurement of insurance contracts

Short-term insurance contracts are accounted for on an annual basis.

i. Short-term insurance contract premium

Written premium on short-term insurance contracts comprises premiums on contracts entered into during the year, irrespective of whether they relate in whole or in part to a later accounting period. Premium income for the period includes adjustments to premiums written in prior accounting periods or premium not yet advised by the cedant for contracts in force at the end of the period. An estimate is made at the reporting date to recognise retrospective adjustments to premium or commission.

The outward reinsurance premiums relating to earned premiums are recognised as expense in accordance with the reinsurance services received.

ii. Claims arising from short-term insurance contracts

Claims incurred in respect of short-term insurance contracts consist of claims and claims handling expenses paid during the financial year as well as movements in premium reserve and claim deposit fund. Outstanding claims comprise provisions for all the Pool's estimated ultimate costs of settling all claims incurred but unpaid at the reporting date whether reported or not and related claim handling expenses. Outstanding claims that have occurred at the reporting date and have been notified to the Pool by the cedants are carried at their face value. Adequate provisions are also made for claims incurred but not reported at the reporting date using best available information. Outstanding claim provisions are disclosed at their carrying amounts and are not discounted except where there is a particularly long period from the claim incident to settlement in which case outstanding claims are discounted using a discount rate that best reflects current assessment of time value of money and associated risks. Anticipated reinsurance recoveries on claims are disclosed separately as assets.

iii. Claim reserve and Premium reserves

These consist of 100% of estimated losses reported by cedants and premium reserve established at the rate of 30% of the gross premiums. The premium reserve retained is released in the corresponding period of the following year.

AFRICAN AVIATION POOL

NOTES TO THE FINANCIAL STATEMENTS (Continued)

1 ACCOUNTING POLICIES (Continued)

Foreign currency translation

i. *Functional and presentation currencies*

The pool's constituent offices are geographically dispersed within Africa, and it conducts its operations in several currencies. In line with IAS 21 revised, the pool has selected a common currency, United States dollars, as its functional and presentation currency.

ii. *Foreign currency translation*

Foreign currency transactions are translated into the functional currency using the exchange rates prevailing at the dates of the transactions. Foreign exchange gains and losses resulting from the settlement of such transactions and from the translation at year end exchange rates of monetary assets and liabilities denominated in foreign currencies are recognised in the statement of comprehensive income. Translation differences on equities held at fair value through profit or loss are reported as part of the fair value gain or loss.

Underwriting results

Underwriting results of the Pool are determined by compiling information received from the member insurance companies in returns detailing, inter-alia, premiums, commissions and claims.

The reserves are computed on the basis of the best information available at the end of the reporting period date, including past experience as adjusted for changes in circumstances and information supplied in returns submitted by the member insurance companies.

Investment income

Investment income comprises interest receivable on term deposits, treasury bills and bonds for the year and is recognised on the accrual basis.

Investments

Investments comprise equity investments, fixed and floating rate instruments and deposits. At the initial recognition of an investment, management determines its classification, which is dependent on the purpose for which the investment was acquired, and re-evaluates that classification at every reporting date.

Financial instruments

Financial assets – Recognition, classification and measurement

Financial assets and liabilities are recognised when the pool becomes a party to the contractual provisions of the instrument. The pool classifies its financial assets into the following categories:

i. *Loans and receivables*

Loans and receivables are financial assets with fixed or determinable payments and are not quoted in an active market. After initial measurement at cost, receivables are subsequently remeasured to amortised cost using the effective interest rate method, less allowance for impairment. Amortised cost is calculated by taking into account any discount or premium on acquisition and fees and costs that are an integral part of the effective interest rate.

ii. *Financial assets at fair value through profit or loss (FVTPL)*

Financial assets at fair value through profit or loss are those which were either acquired for generating a profit from short-term fluctuations in price or dealer's margin, or are securities included in a portfolio in which a pattern of short-term profit-taking exists. Investments classified as fair value through profit or loss are initially recognised at cost and subsequently re-measured to fair value based on quoted bid prices or dealer price quotations, without any deduction for transaction costs. All related realised and unrealised gains and losses are included in the profit or loss. Interest earned whilst holding held for trading investments is reported as investment income.

AFRICAN AVIATION POOL

NOTES TO THE FINANCIAL STATEMENTS (Continued)

1 ACCOUNTING POLICIES (Continued)

Reinsurance receivables

All amounts receivable are initially recognised at fair value.

Amounts recoverable under the retrocession contracts are recognised in the same year as the related claims and are disclosed in the income statement and statement of financial position on a gross basis.

Amounts recoverable under reinsurance and retrocession contracts are assessed for impairment losses at each reporting date. Such assets are deemed impaired if there is objective evidence, as a result of an event that occurred after its initial recognition that the pool may not recover all amounts due and that the event has a reliably measurable impact on the amounts that the pool will receive from the debtors.

The carrying amounts of the assets are reduced by the impairment losses and the impairment losses recognised in the profit and loss account for the period.

Taxation

The Pool is exempt from taxation.

Cash and cash equivalents

For the purposes of the statement of cash flows, cash and cash equivalents include short term highly liquid investments that are readily convertible to known amounts of cash and which are subject to an insignificant risk of changes in value.

Comparatives

Where necessary, comparative figures have been adjusted to conform with changes in presentation in the current year.

2 CRITICAL ACCOUNTING ESTIMATES AND JUDGEMENT IN APPLYING THE ENTITY'S ACCOUNTING POLICIES

In the process of applying the entity's accounting policies, management has made estimates and assumptions that affect the reported amounts of assets and liabilities within the next financial year. Estimates and judgments are continually evaluated and are based on historical experience and other factors, including expectations of future events that are believed to be reasonable under the circumstances.

The key areas of judgment in applying the Pool's accounting policies are dealt with below:

(a) Critical judgements in applying accounting policies

There are no critical judgements, apart from those involving estimations (see b below), that the Management Board have made in the process of applying the entity's accounting policies and that have the most significant effect on the amounts recognised in financial statements.

(b) Key sources of estimation uncertainty

Claims

A significant degree of judgement has been applied in the determination of the adequacy of provision for outstanding claims and claims incurred but not reported at the reporting date. In addition, the income statement includes estimates for premium, claims and charges data that were not received from ceding companies at the date of the financial statements.

AFRICAN AVIATION POOL

NOTES TO THE FINANCIAL STATEMENTS (Continued)

3 MANAGEMENT EXPENSES

	2013 USD	2012 USD
Pool managers' commission – African Reinsurance Corporation	133,531	162,462
Management board fees	5,400	4,800
Auditors' remuneration	8,000	8,000
African Insurance Organisation – advertising expenses	2,750	3,131
Bank charges	661	484
Provision for doubtful balances	13,353	16,246
Other expenses	2,141	-
	<u>165,836</u>	<u>195,123</u>

4 AMOUNT DUE FROM CEDING COMPANIES

Amount due from ceding companies	12,129,298	11,314,217
Provision for impairment	(153,620)	(140,267)
	<u>11,975,678</u>	<u>11,173,950</u>

5 SUNDRY RECEIVABLES

African Reinsurance Corporation	221,676	2,209,900
Accrued interest	2,840	10,948
	<u>224,516</u>	<u>2,220,848</u>

6 MEMBERS' ACCOUNT

Balance at the beginning of the year	5,162,509	5,172,268
Total comprehensive income/(loss) for the year	487,917	(9,759)
	<u>5,650,426</u>	<u>5,162,509</u>

AFRICAN AVIATION POOL

NOTES TO THE FINANCIAL STATEMENTS (Continued)

	2013 USD	2012 USD
7 PREMIUM RESERVE AND CLAIM RESERVE		
Claim reserve	803,364	1,023,556
Premium reserve	801,186	974,773
	<u>1,604,550</u>	<u>1,998,329</u>

The premium reserve and claim reserves represents 100% of estimated losses reported by cedants and a premium reserve established at the rate of 30% of the gross premiums written in a particular year. The premium reserve retained in a particular year is released in the corresponding period of the following year.

	2013 USD	2012 USD
8 SUNDRY CREDITORS		
Managers' commission payable	1,096,748	963,216
Management board fee	10,800	10,800
Audit fees	8,000	8,000
African Oil & Energy Insurance Pool	1,826,408	1,933,345
African Insurance Organisation	8,250	5,500
	<u>2,950,206</u>	<u>2,920,861</u>

AFRICAN AVIATION POOL

NOTES TO THE FINANCIAL STATEMENTS (Continued)

9 CASH AND CASH EQUIVALENTS

	2013 USD	2012 USD
Short term deposits	226,413	411,808
Bank balance	949,255	675,977
	<u>1,175,668</u>	<u>1,087,785</u>

10 RELATED PARTY BALANCES AND TRANSACTIONS

The African Aviation Pool is related to various insurance and reinsurance companies who are members of the African Insurance organisation. All premium and claims paid as disclosed in the underwriting revenue statement represents related party transactions. In addition, the pool is related to African Reinsurance Corporation as the Corporation is a member of the Pool and also serves as the Pool manager.

Below is an analysis of balances held with the members of the pool and transactions entered into with the members.

	2013 USD	2012 USD
a) Net premium income earned	<u>2,204,208</u>	<u>2,803,599</u>
b) Losses paid	<u>2,085,674</u>	<u>4,033,958</u>
c) Commission	<u>(45,326)</u>	<u>346,901</u>
d) Charges	<u>(97,311)</u>	<u>101,291</u>
e) Management commission paid to African Reinsurance Corporation	<u>133,531</u>	<u>162,462</u>
f) Key management compensation Management board fees	<u>5,400</u>	<u>4,800</u>
g) Amount due from Ceding Companies	<u>11,975,678</u>	<u>14,173,950</u>
h) Amount due to Ceding Companies	<u>3,170,680</u>	<u>4,400,884</u>
i) Sundry Creditors Managers' commission payable to African Reinsurance Corporation	1,096,748	963,216
African Oil & Energy Insurance Pool	1,826,408	1,933,345
African Insurance Organisation	8,250	5,500
	<u>2,931,406</u>	<u>2,902,061</u>

The balances held with related parties are disclosed in notes 4, 5, 6 and 8 of the financial statements

AFRICAN AVIATION POOL

NOTES TO THE FINANCIAL STATEMENTS (Continued)

11 FINANCIAL RISK MANAGEMENT

The pool's activities expose it to a variety of financial risks, including market credit and liquidity risks. The pool's overall risk management programme focuses on the unpredictability of financial markets and seeks to minimise potential adverse effects on its financial performance.

Risk management is carried out by the management under policies approved by the Management Board. The pool members identify, evaluate and manage financial risks. The board provides the overall principles for overall risk management policies covering areas such as market risk, interest rate risk, and credit risk and investing excess liquidity.

a) Market risk

Market risk is the risk that the fair value or cash flows of a financial instrument will fluctuate due to changes in market prices. Market risk reflects interest rate risk, currency risk, and other price risks.

(i) Foreign exchange risk

The pool maintains assets and liabilities in several currencies and thus is exposed to the risk of exchange rate movements associated with assets and liabilities matching. The pool does not apply hedging techniques to mitigate its currency risk but ensures the net exposure to this risk is within acceptable levels by constantly reviewing the level of mismatch. The pool has offices in various locations whose currencies, in addition to its unit of account, represent approximately 95% of its business volumes. The assets and liabilities in these currencies are matched to the level desired by the pool.

The pool transacts business with counterparties in a number of countries and is exposed to foreign exchange risk arising from various currency exposures, primarily with respect to the Euro, South African rand and Nigerian naira. However, the pool's primary exposure is to the Nigerian naira. Foreign exchange risk arises from reinsurance transactions recorded in local currencies, investments denominated in non-reporting currencies and recognised assets and liabilities in foreign operations.

The carrying amounts of the pools's foreign currency denominated monetary assets and liabilities at the end of the reporting period are as follows:

	NAIRA	GBP
2013- Financial assets		
Short term deposits	450,508	-
Bank balances	184,669	248,495
	<u>635,177</u>	<u>248,495</u>
2012- Financial assets		
Short term deposits	406,313	-
Bank balances	-	243,927
	<u>406,313</u>	<u>243,927</u>

AFRICAN AVIATION POOL
NOTES TO THE FINANCIAL STATEMENTS (Continued)

11 FINANCIAL RISK MANAGEMENT (CONTINUED)

a) Market risk

(i) Foreign exchange risk (Continued)

Foreign exchange risk – Appreciation/Depreciation of USD against other currencies by 1%.

The following sensitivity analysis shows how profit transferred to members account would change if the US Dollar had weakened/strengthened against the relevant currencies with all other variables held constant at the end of the reporting period.

	2013 USD profit transferred to members account	2012 USD profit transferred to members account
Currency - GB pounds		
+ 1 percentage point movement	2,485	2,439
- 1 percentage point movement	(2,485)	(2,439)
Currency – Naira		
+ 1 percentage point movement	6,352	4,063
- 1 percentage point movement	(6,352)	(4,063)

(i) Price risk

Price risk is the risk that the pool will be adversely affected by changes in prices, in relation to investments in instruments such as equity shares or marketable securities. The pool does not hold any quoted shares or marketable securities which are susceptible to changes in prices.

(ii) Interest rate risk

Interest rate risk is the risk that the pool will be adversely affected by changes in interest rates of amounts borrowed or invested. The pool has invested in short deposits. The interest rates vary from time to time depending on the prevailing economic circumstances. To minimise the exposure, the pool closely monitors the interest rate trends to minimize the potential adverse impact of interest rate changes.

The table below summarises the exposure to interest rate risk at the end of each reporting period.

	2013 USD	2012 USD
Financial assets		
Short term deposits	226,413	411,808

Interest rate risks – increase/decrease of 1% in Net Interest Margin

An increase/decrease of one percentage point in interest yields would result in additional profit/loss for the year of USD 2,264 (2012 – USD 4,118).

A one percentage point increase or decrease represents management's assessment of the reasonably possible change in interest rates.

AFRICAN AVIATION POOL

NOTES TO THE FINANCIAL STATEMENTS (Continued)

11 FINANCIAL RISK MANAGEMENT (CONTINUED)

b) Credit risk

Credit risk is the risk that one party to a financial instrument will fail to discharge an obligation and cause the other party to incur a financial loss. The Pool is exposed to credit risk through its financial assets, which include short-term bank deposits, fixed income securities and receivables.

Short-term bank deposits are placed with financial institutions of very high credit rating and are spread over a number of institutions to avoid undue concentration. The pool's financial regulations prescribe minimum acceptable credit rating and maximum allowable exposure to any single counter-party.

The pool's fixed income portfolio is managed through use of prudent standards of diversification and rating quality of issues and issuers. Specific provisions limit the allowable holdings of a single issue and issuer and industry or sector. This is to minimise significant concentration risk associated with the fixed income portfolio.

Credit risk relating to receivables is mitigated by the large number of cedants and their dispersion across the continent. A significant number of the companies from whom receivables are due are equally members of the pool. In addition, the liability for outstanding claims is in respect of insurance contracts with the same counter parties. Receivables are presented at present value net of impairment provision. A periodic evaluation of cedants and retrocessionaires is carried out to minimise exposure to significant losses from insolvencies. Transaction terms are also strictly monitored to keep balances as current as possible.

The amount that best represents the pool's maximum exposure to credit risk as at 31 December is made up as follows:

	Fully Performing USD	Past Due USD	Impaired USD	Total USD
31 December 2013				
Amount due from ceding companies	11,975,678	-	153,620	12,129,298
Short term deposits	226,413	-	-	226,413
Bank balances	949,255	-	-	949,255
	<u>13,151,346</u>	<u>-</u>	<u>153,620</u>	<u>13,304,966</u>
31 December 2012				
Amount due from ceding companies	11,173,950	-	140,267	11,314,217
Short term deposits	411,808	-	-	411,808
Bank balances	675,977	-	-	675,977
	<u>12,261,735</u>	<u>-</u>	<u>140,267</u>	<u>12,402,002</u>

AFRICAN AVIATION POOL

NOTES TO THE FINANCIAL STATEMENTS (Continued)

11 FINANCIAL RISK MANAGEMENT (CONTINUED)

(c) Liquidity risk

Ultimate responsibility for liquidity risk management rests with the management board, which has built an appropriate liquidity risk management framework for the management of the pool's short, medium and long term funding and liquidity management requirements. The pool manages liquidity risk by maintaining adequate reserves and banking facilities, by continuously monitoring forecast and actual cash flows and matching the maturity profiles of financial assets and liabilities.

The following table analyses the pool's financial liabilities that will be settled on a net basis into relevant maturity groupings based on the remaining period at the end of each reporting period to the contractual maturity date. The amounts disclosed in the table below are the contractual undiscounted cash flows.

	Up to 1 year USD	1-2 years USD	2-3 years USD	3-4 years USD	4-5 years	Over 5 years USD	Total USD
Financial liabilities							
At 31 December 2013							
Amount due to Ceding Companies	3,170,680	-	-	-	-	-	3,170,680
African Reinsurance Corporation	1,096,748	-	-	-	-	-	1,096,748
African Oil & Energy Pool	1,826,408	-	-	-	-	-	1,826,408
African Insurance Organisation	8,250	-	-	-	-	-	8,250
	<u>6,102,086</u>	<u>-</u>	<u>-</u>	<u>-</u>	<u>-</u>	<u>-</u>	<u>6,102,086</u>
At 31 December 2012							
Amount due to Ceding Companies	4,400,884	-	-	-	-	-	4,400,884
African Reinsurance Corporation	963,216	-	-	-	-	-	963,216
African Oil & Energy Pool	1,933,345	-	-	-	-	-	1,933,345
African Insurance Organisation	5,500	-	-	-	-	-	5,500
	<u>7,302,945</u>	<u>-</u>	<u>-</u>	<u>-</u>	<u>-</u>	<u>-</u>	<u>7,302,945</u>

12 CONTINGENT LIABILITIES

There are no material contingent liabilities in respect of pending litigations involving the pool for which no provisions have been made in these financial statements.

13 CURRENCY

The financial statements are presented in United States Dollar (USD).

AFRICAN AVIATION POOL

NOTES TO THE FINANCIAL STATEMENTS (Continued)

APPENDIX

AFRICAN AVIATION POOL

FIVE YEAR FINANCIAL SUMMARY
YEAR ENDED 31 DECEMBER 2013

	2013 USD	2012 USD	2011 USD	2010 USD	2009 USD
ASSETS					
Bank balances	949,255	675,977	261,266	262,370	277,545
Investments	226,413	411,808	2,770,255	3,710,022	4,437,905
Amount due from ceding companies	11,975,678	11,173,950	10,737,108	8,322,158	13,594,559
Sundry receivables	224,516	2,220,848	2,006,028	2,033,241	1,631,029
Total assets	<u>13,375,862</u>	<u>14,482,583</u>	<u>15,774,657</u>	<u>14,327,791</u>	<u>19,941,038</u>
LIABILITIES					
Premium reserve and claim reserve	1,604,550	1,998,329	3,927,947	4,017,684	2,569,606
Amount due to Ceding Companies	3,170,680	4,400,884	3,883,138	5,102,677	3,343,294
Managers' Commission Payable	1,096,748	963,216	800,754	604,918	530,690
Sundry Creditors	1,853,458	1,957,645	1,990,550	34,750	702,484
Total liabilities	<u>7,725,436</u>	<u>9,320,074</u>	<u>10,602,389</u>	<u>9,760,029</u>	<u>7,146,074</u>
FUNDED BY:					
Members' account	5,650,426	5,162,509	5,172,268	4,567,762	12,794,964
Total liabilities and member's funds	<u>13,375,862</u>	<u>14,482,583</u>	<u>15,774,657</u>	<u>14,327,791</u>	<u>19,941,038</u>
PROFIT AND LOSS					
Gross premium	<u>2,670,621</u>	<u>3,249,244</u>	<u>3,916,746</u>	<u>5,896,190</u>	<u>5,613,967</u>
Profit /(loss) for the year	<u>487,917</u>	<u>(9,759)</u>	<u>604,506</u>	<u>(3,924,853)</u>	<u>2,219,577</u>